

Unit (12)

| Word الكلمة | Arabic meaning المعنى بالعربية | Word الكلمة | Arabic meaning المعنى بالعربية |
|----------------|-----------------------------------|----------------|-----------------------------------|
| along | على طول | choice | خيار / اختيار |
| corner | زاوية | furniture | أثاث |
| finally | في النهاية | glass | زجاج |
| gift | هدية | jug | ابريق |
| sell | يبيع | pattern | نموذج |
| straight ahead | في خط مستقيم مباشرة | plate | صحن |
| turn | يدير | Vase | مزهريه |
| wicker | خيزران | wood | خشب |
| way | طريق | Crafts | مهن |

I- Listening

1-Listen and circle the word you hear:

- | | | | |
|------------|----------------|-----------|---------|
| a. along | sell | way | jug |
| b. corner | straight ahead | choice | pattern |
| c. finally | turn | furniture | plate |
| d. gift | wicker | glass | Vase |

2-Listen and circle:

a. Hebron is famous for (furniture - vases).



b. In Gaza crafts men make (wood - furniture).



c. In Bethlehem craftsmen make things made from (iron - wood).




d. The market is on the (corner - south) near the bridge.




e. Excuse me, where can I buy (gifts - arts) near here?



3-Listen and number the pictures you hear:







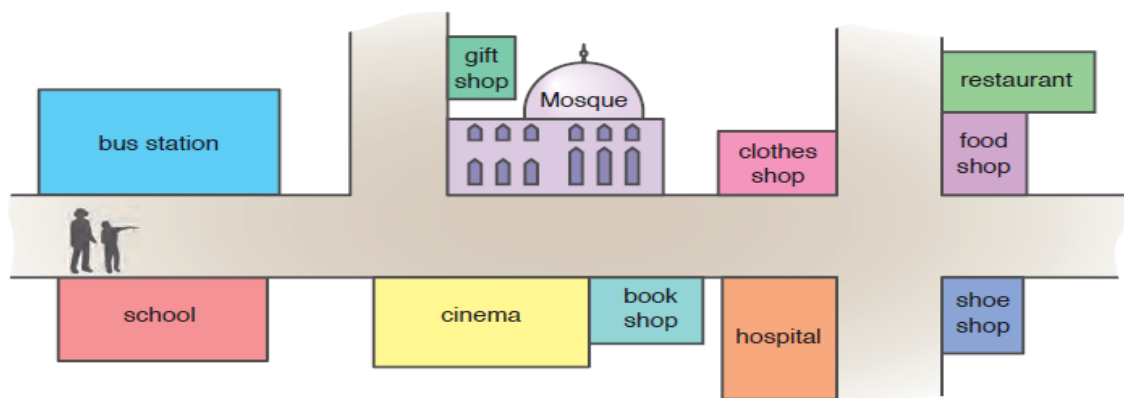


4-Match (A) with (B) :

| <u>A</u> | | <u>B</u> |
|---|-----|------------------------------|
| 1. What is the woman looking for? | () | A map. |
| 2. What does she want to buy? | () | A gift shop. |
| 3. What do they use to find the way to the gift shop? | () | Straight ahead on this road. |
| 4. Where is the market? | () | A shop or market. |
| 5. Where does Nisreen send Jade to buy her gifts? | () | A gift (for her family). |

5-Complete the dialogue from the box:

(man - me - shop - way - gift - yes - Hello)



Visitor : Hello

Man : Visitor.

Visitor : Excuse is there a shop near here ?

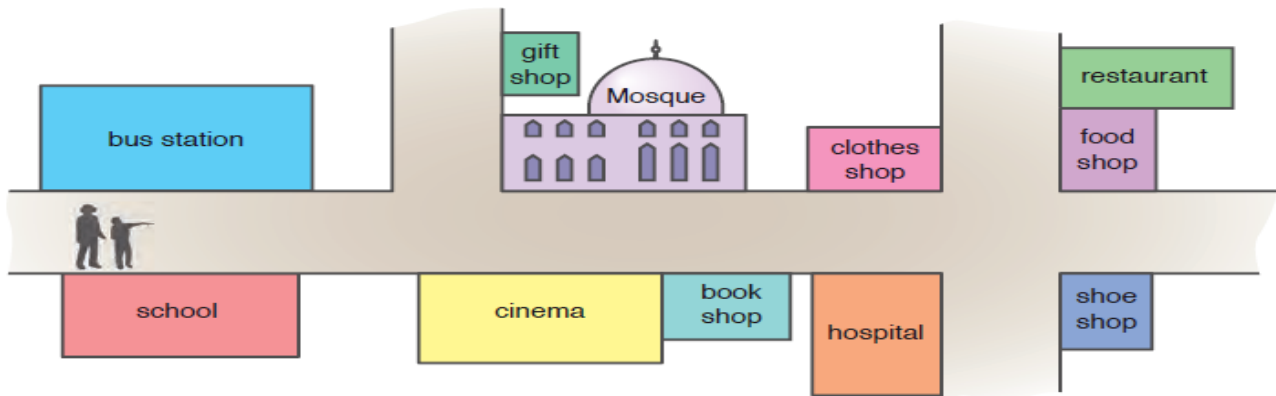
Man : there is.

Visitor : Can you tell me the to the gift

Man : Yes, of course.

6-Complete the dialogue from the box:

(finally - course - way - First - then - Hello - visitor - next)



Man : Hello ?

Visitor : man.

Man : Can I help you ?

Visitor : yes, of can you tell me the to the gift shop, please?

Man : go along this road, Turn left,

It's on the right, It's next to the mosque.

Visitor : Thank you very much

7-Read the passage then answer the questions:

Visitors to Palestine always want to buy a gift to take home with them.

They have a good choice of things to buy from the shops and markets.

Every craft has a different history and comes from a different place. This is because Palestine has such a long history.

Visitors can visit different parts of the country or just go to a good gift shop to find all they want.



In Jerusalem, visitors can watch artists paint beautiful patterns on plates, bowls and jugs.



Hebron is famous for beautiful blue vases and jugs made from glass.



In Bethlehem craftsmen make and sell things made from wood. They have done this for more than 1500 years and make more than a thousand different gifts.



In Gaza craftsmen make furniture (tables, chairs, etc.) from wicker (long, thin pieces of wood). It is beautiful to look at and to use.

A- Answer the following questions:

1- How long have craftsmen in Bethlehem made things from wood?

.....

2- What do the craftsmen in Gaza make furniture from?

.....

3- Is Hebron famous for blue vases ?

.....

B) Read and complete:

1- In Jerusalem artists paint patterns on _____ , _____ and _____.

2- _____ is famous for vases.

3- In _____ craftsmen make _____ (tables, chairs).

4- Palestine has a _____ history .

C) Put (T) or (F) :

1. Artists don't paint on bowls, jugs and plates. ()

2. Hebron is famous for green vases. ()

3. In Gaza craftsmen made furniture from iron. ()

4. Visitors come to Palestine to sell gift. ()

5. Every craft has a similar history. ()

6. Every craft has different parts of the country. ()

7. Palestine has a short history. ()

D) Find in the passage:

1. **A name of:** * country _____ * city _____

* craft _____ * number _____

2. **A meaning of:** * option _____ * nice _____

* present _____ * tourists _____

3. **An opposite of:** * similar _____ * short _____

* ugly _____ * give _____

4. **A plural of:** * gift _____ * jug _____

* vase _____ * craftsman _____

5. **A singular of:** * crafts _____ * gifs _____


6. **The word (they) refers to:** _____

IV - Vocabulary:

8- Odd one out:

- 1- Hebron - Gaza - Bethlehem - Palestine
- 2- market - street - hospital - school
- 4- direction - north - south - west

9-Match the words with the pictures:



sell

turn

gifts

corner

10-Finish the following sentences with words from the box below:

(along - Finally - way - sell - gift - straight)

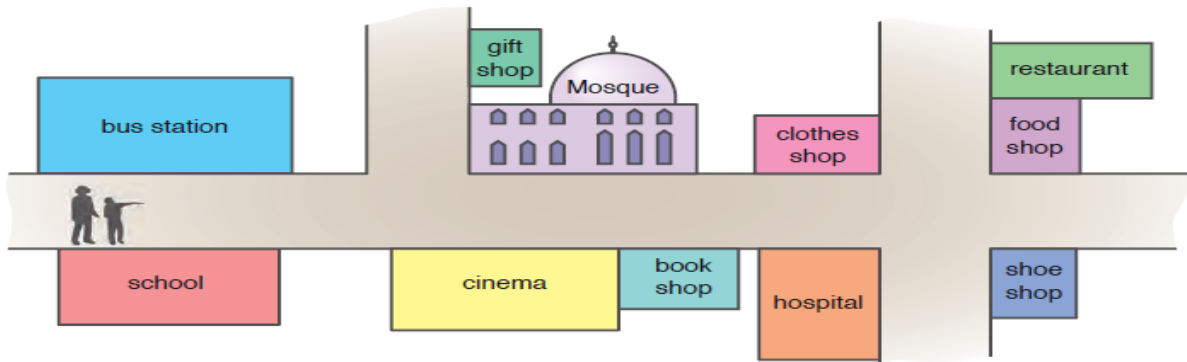
- 1- I want a to take home to my family.
- 2- Go this road and then turn left.
- 3- There's a market ahead on this road.
- 4-, you'll find the gift shop on the right.
- 5- Can you tell me to the market, please?
- 6- In Bethlehem craftsmen make and things made from wood.

11-Finish the following sentences with words from the box below:

(glass - vases - patterns - choice - wicker - furniture)

- 1- Artists paint beautiful on bowl and jugs.
- 2- Tables, chairs and desks are
- 3- Furniture is made from
- 4- Hebron is famous for beautiful blue
- 5- Visitors have a good of things to buy from the shops and markets.
- 6- Vases are made of

12- Write directions using the map:



1- Can you tell me the way to the book shop, please?

.....
.....

2- Can you tell me the way to the shoe shop, please?

.....
.....

3- Can you tell me the way to the clothes shop, please?

.....
.....

4- Can you tell me the way to the food shop, please?

.....
.....

13-Put the words in alphabetical order:

- 1- tail - table - tall
- 2- cat - can - car
- 3- bark - bank - ball
- 4- donkey - dog - door
- 5- warning - water - wall

14-Re- arrange the words to make correct sentences:

- 1- favourite - animal - the - is - whale - my
.....
- 2- common - singing - in - the - animal - world - isn't
.....
- 3- you - do - mean - what?

1°-Copy the sentence:

A giraffe is a very beautiful animal

.....
.....
.....